

Enlarge plans to suit
your requirements!

Fit wings to fuselage
before adding bottom
formers etc.



DH 71 TIGER MOTH.
DRAWN FOR FLYING ACES
DOWN UNDER. CHAPTER 65
BY LLOYD WILLIS ©2004

The de Havilland DH71 TIGER MOTH

The DH 71 Tiger Moth was built in 1927, in great secrecy, as an entry in that year's Kings Cup race, and was a test bed for the new Gipsy engine. The aircraft was tailor made for pilot Hubert Broad, spanning just 22'6". Just two aircraft were built; G-EBQU and G-EBRV. 'EBQU was initially fitted with a Cirrus II engine for initial testing, and when the new Gipsy engine was not certified in time, 'EBRV flown instead. Broad took off in the 500 500 mile race but landed just 26 miles later, the poor weather conditions making the tiny racer almost uncontrollable, despite reaching 166 mph. Landing speed was just 60 mph. With the new Gipsy engine fitted to G-EBQU Broad set a new 100 km. world closed circuit speed record of 186.47 mph. The aircraft was fitted with short span (19') wings. G-EBQU was displayed at Hendon RAF Display in June 1928 and later at the Olympia Aero Show in 1929. The following year it was sold to an Australian owner, F. K. Bardley and re-registered VH-UNH. Just weeks later, on September 17, while being flown by D. Smith, the engine cut and the Tiger Moth crashed and was destroyed.

The second Tiger Moth, G-EBRV was used for airframe research and withdrawn from flying in 1928 and stored minus engine at Hatfield. In 1940 the factory was bombed and the aircraft was destroyed.

In recent years an American enthusiast has built and flown a replica of G-EBQU, which is now believed to be displayed in a museum.

Colours; G-EBQU...Black: upper fuselage and nose, lettering and striping. Pale Bronze: lower fuselage, wings and tail. Colour of racing number not noted; possibly red.

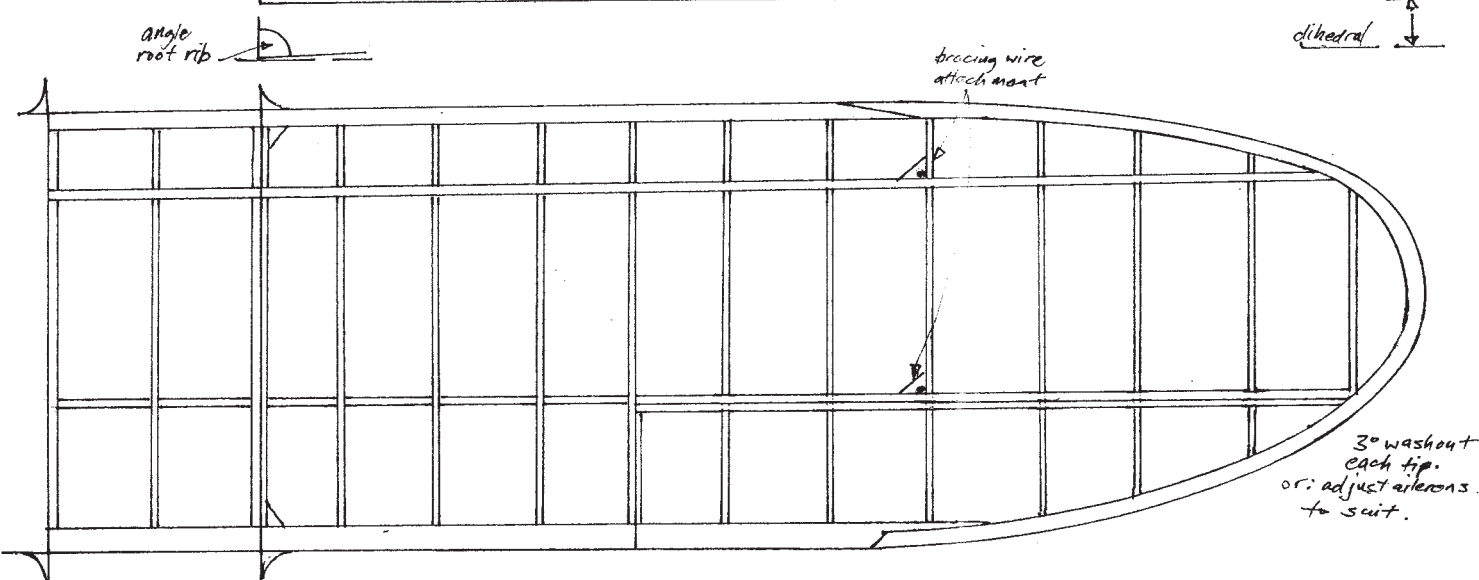
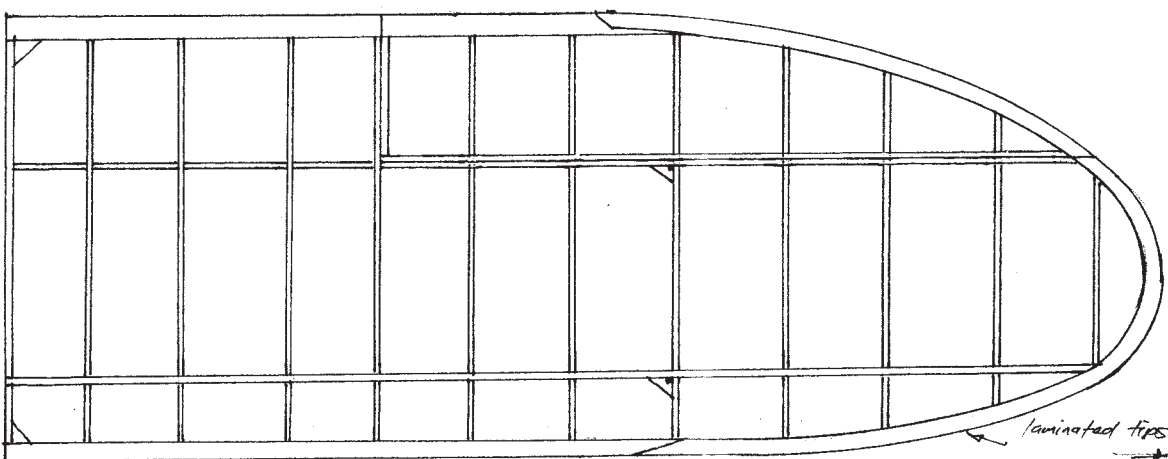
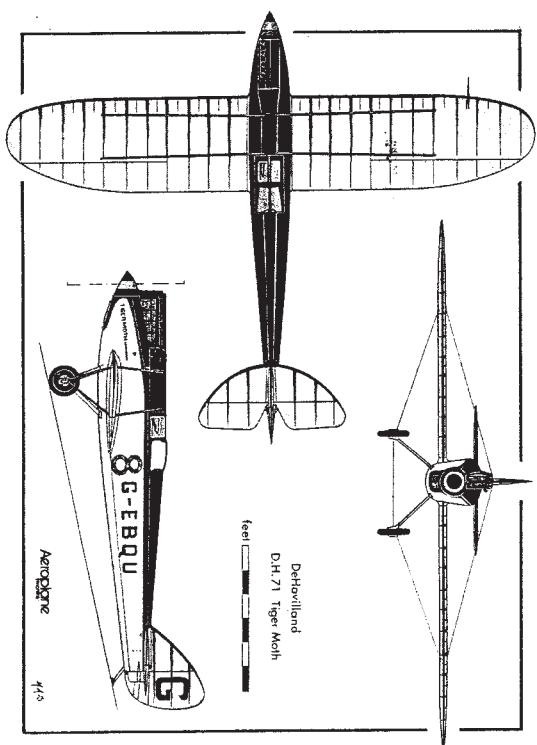
G-EBRV...Black: fuselage, landing gear, racing number on rudder and all striping. Clear doped (oatmeal colour)...wings and tail. White...racing number on fuselage.

Both aircraft had Black leading edges and tiger stripes on wing and tail surfaces.

THE MODEL:

The plan is drawn with no wood sizes shown, allowing you to enlarge it to the size you want, then check the sizes. Although the full size had no dihedral, it would help to add about 6 degrees, plus some washout to help stability. For the same reason the airfoil section has a reflexed trailing edge. Watch the weight but please use the scale colour schemes, and send us some photos and some flying notes. Who'll build a 36" (twice size) version? Rib spacing is scale and the tail surfaces have been enlarged slightly.

A free 1-year sub to the first photos received!!!



contact Lloyd Willis
103 DOUGLAS RD
DOONSIDE 2167 NSW
AUSTRALIA
for detailed drawings
and more photos