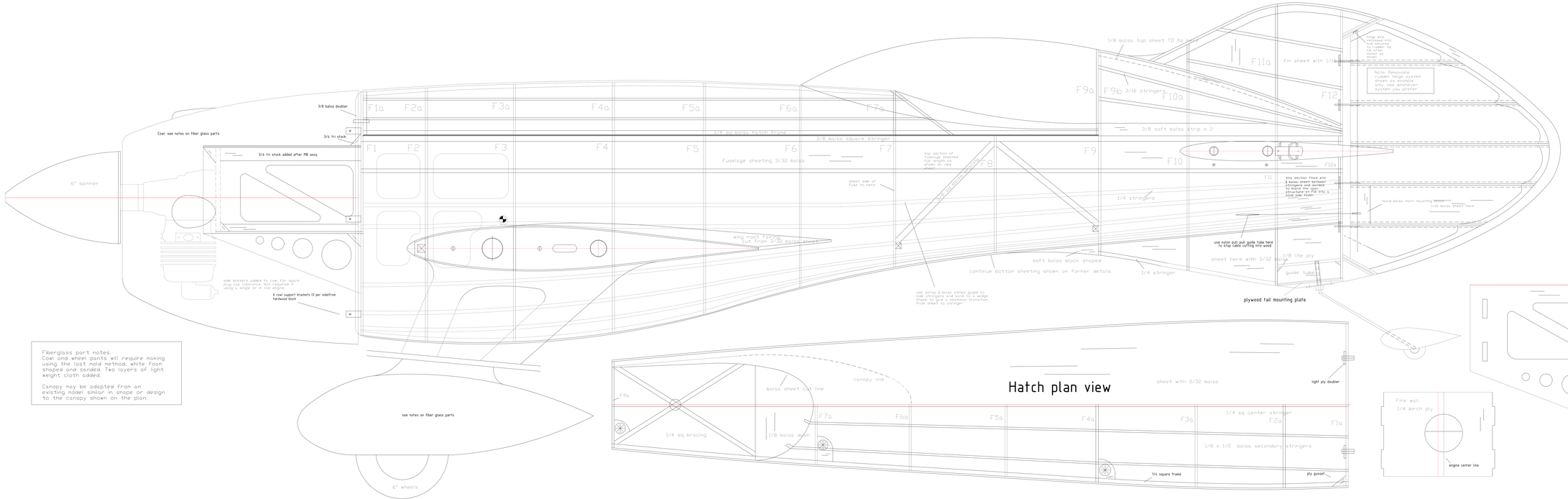

Gee Bee R3

Page 1 of 5

Wing span 70"
Wing area 950 sqin
Wing chord 13.5 sqin
Length 60.5"
Flight weight 20 lb - 22 oz with

Kennedy Low Rates 1.25 lb T-Bolt
Kennedy Low Rates 1.5 lb
Rudder Low Rates 2" x 2.5"
CG set @ 6.25" from lead of

The designer assumes no liability has continued unsupervised after building the model in high turbine level water weather.

Designed & drawn by Peter Marshall. MI. USA
pete_m00@yahoo.com

Date drawn: 2011

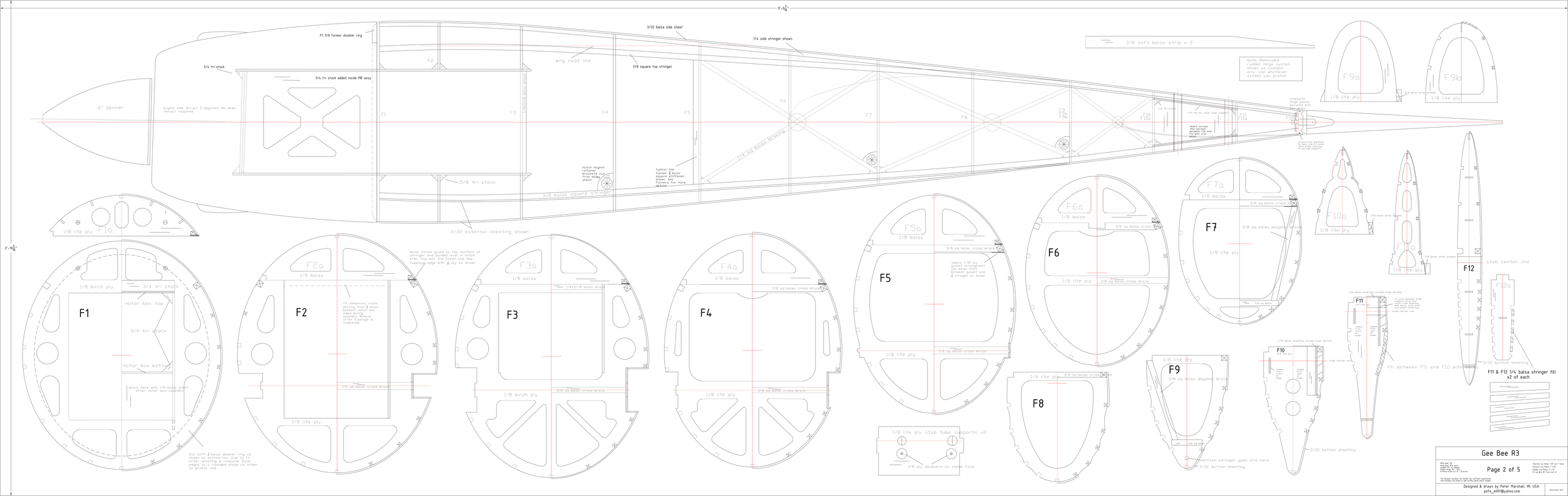

Gee Bee R3

Wing span: 96"
Wing area: 46 sqfeet
Wing loading: 30 oz/sq ft
Engine range: 90 - 95cc
Unloaded weight of R3: 22 pounds

The designer assumes the builder has sufficient experienced pilot skills to fly safely to get further plan and/or support.

Page 2 of 5

Aileron Line Ratio: 1.25 - 1" Chord
Elevator Line Ratio: 1" 1.25
Rudder Line Ratio: 2" 1.25
Cl set @ 0.25" from root LE

Designed & drawn by Peter Marshall MI USA
petty_m50@yahoo.com

Date drawn: 2011

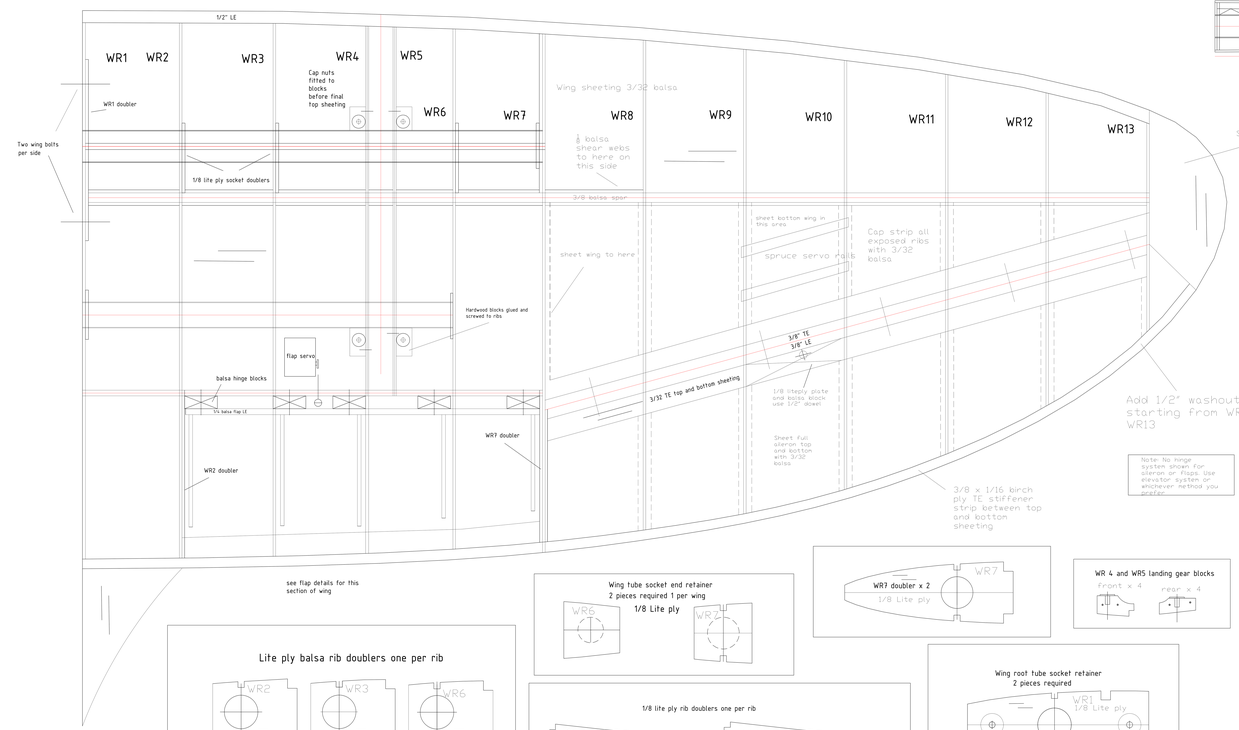



Wing front end view

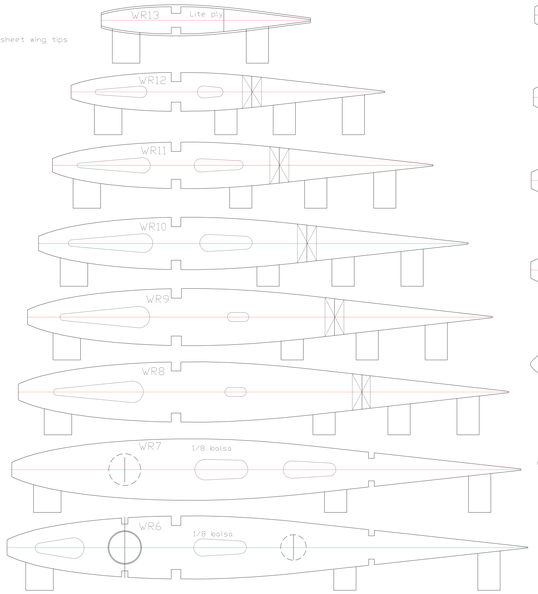

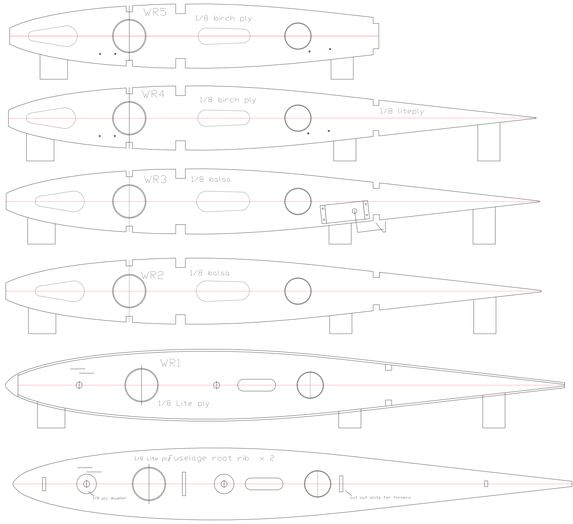

see flap details for this section of wing

Wing tube socket end retainer
2 pieces required 1 per wing
1/8 Lite ply

WR7 doubler x 2
1/8 Lite ply

WR 4 and WR5 landing gear blocks

Lite ply balsa rib doublers one per rib

1/8 lite ply rib doublers one per rib

Wing root tube socket retainer
2 pieces required

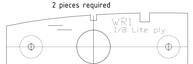

Note: No hinge system shown for aileron or flaps. Use elevator system or whichever method you prefer.

Note: When flap is closed it should be flush with wing bottom sheeting from WR2 to WR7. The flap should seal against those rib doublers

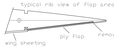

Flaps

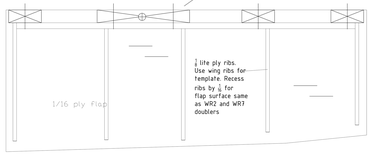

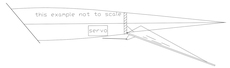

Gee Bee R3

Page 3 of 5

Wing span: 96"
Wing area: 900 sq.in.
Wing loading: 16 oz/sq.ft
Engine: .46 to .90 2stk
Airfoil: Clark Y

Aileron Low Rates: 1/2" up 1" Down
Aileron High Rates: 1" Up 1" Down
Rudder Low Rates: 1" L/R
Elevator High Rates: 1" L/R
CG set @ 4.25" from root LE

The designer assumes the builder has sufficient experienced when building the model to add further detail where needed.

Designed & drawn by Peter Marshall. MI USA
pete_m001@yahoo.com

Date drawn

Horizontal stab

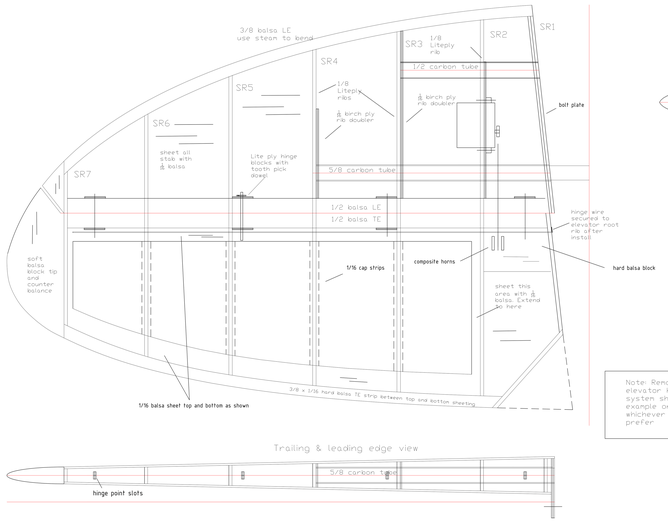

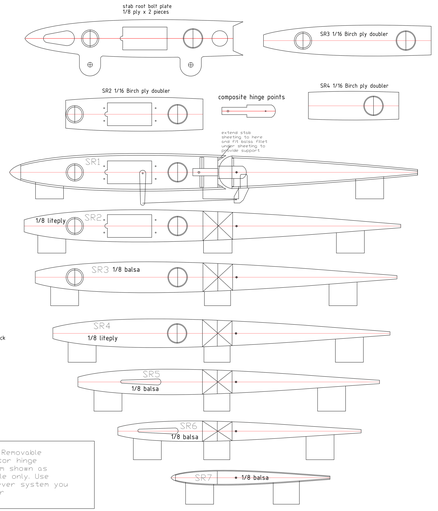

Note: Removable elevator hinge system shown as example only. Use whichever system you prefer

Trailing & leading edge view

Rudder / Fin

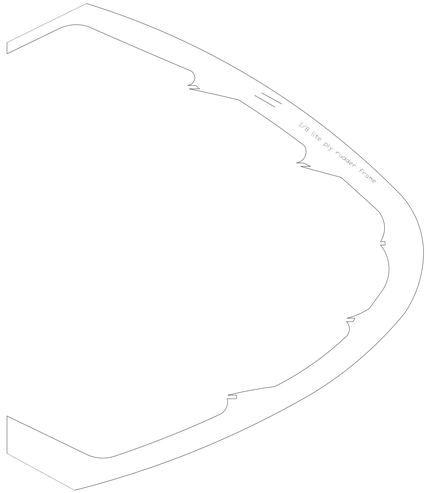

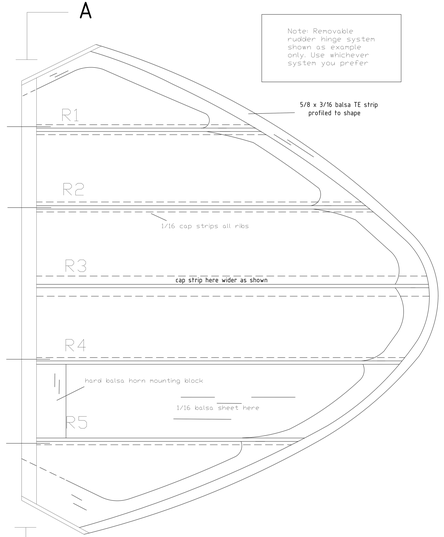

Note: Removable rudder hinge system shown as example only. Use whichever system you prefer

5/8 x 3/16 balsa TE strip profiled to shape

A - A

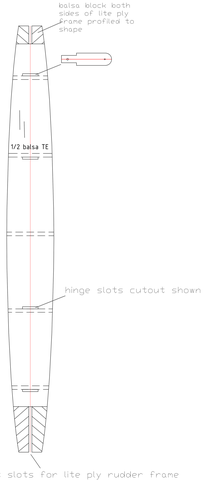

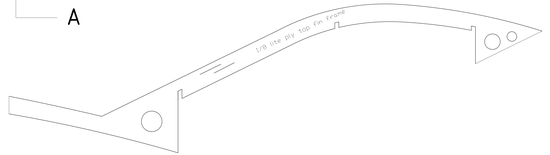

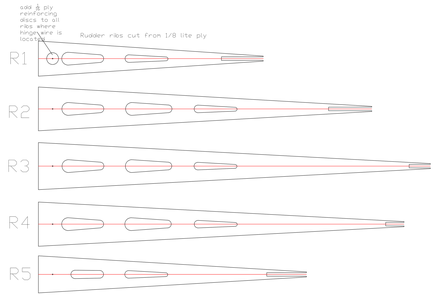

Gee Bee R3

Wing span: 96"
Wing area: 900 sq.in.
Wing loading: 25 oz/sq.ft
Engine range: 90 - 180cc
Finished weight: ex. 9 - 10 pounds

Ailerons Low Rates: 1/32" Up 7" Down
Elevator Low Rates: 7" UP
Rudder Low Rates: 2" L/R
CG set @ 5.25" from nwl LE

The designer assumes the builder has sufficient experienced
what building the model to add further detail where needed

Designed & drawn by Peter Marshall. MI USA
pete_m001@yahoo.com

Date drawn 2011

Views

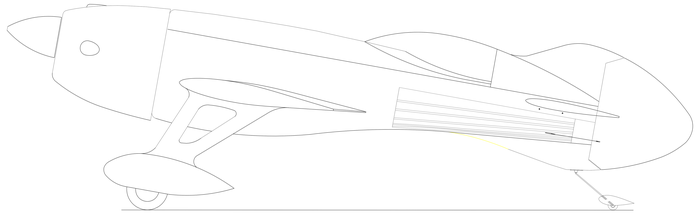

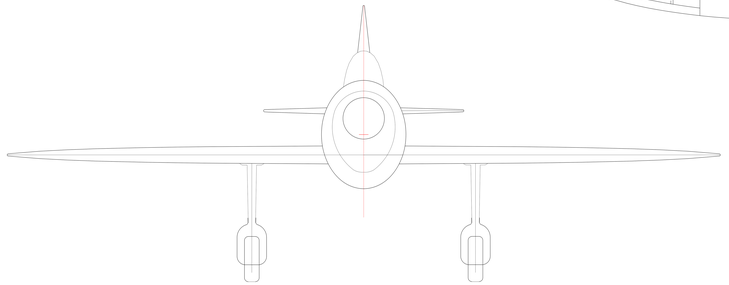

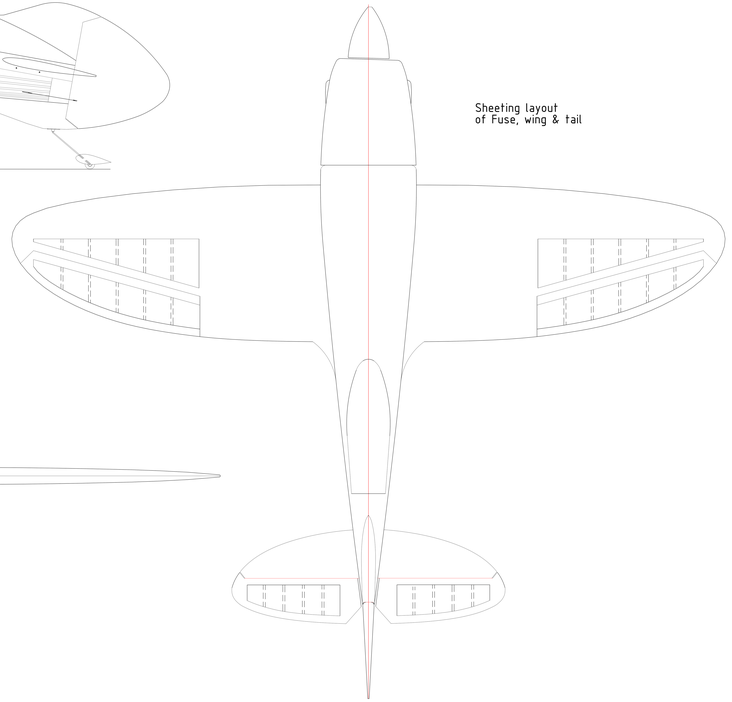

Sheeting layout
of Fuse, wing & tail

Landing gear

Side view not to scale

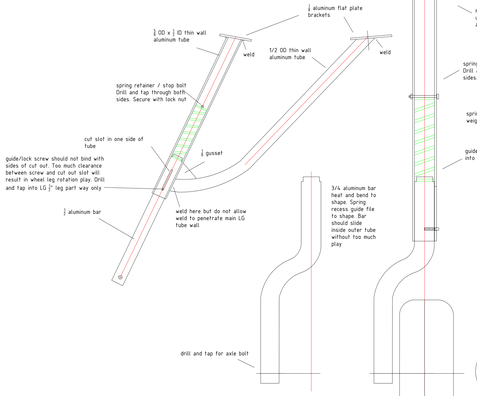

Front view

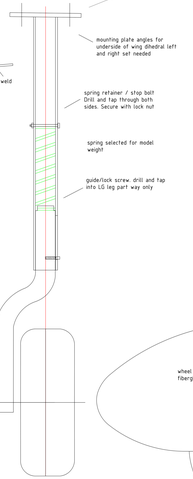

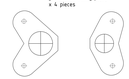



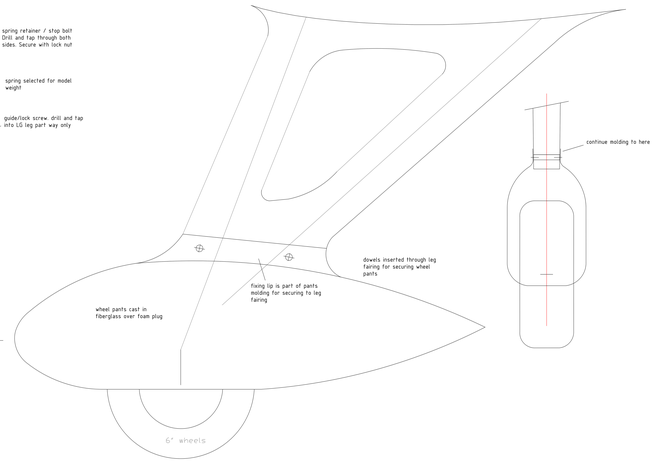

Gee Bee R3

Wing span: 96"
Wing area: 1012 sq.in.
Airfoil: Clark Y 15% thick
Engine: Saito 56 - 56cc
Collective range: 0 - 8" (8 posts)

The designer assumes the builder has sufficient experienced when building the model to add further detail where needed.

Aileron Low Rates: 1/2 (@ 1" Travel)
Aileron High Rates: 1 (@ 2")
Rudder Low Rates: 2" (1/8)
CG set @ 6.25" from root LE

Page 5 of 5

Designed & drawn by Peter Marshall. MI USA
pete_m001@yahoo.com

Date drawn