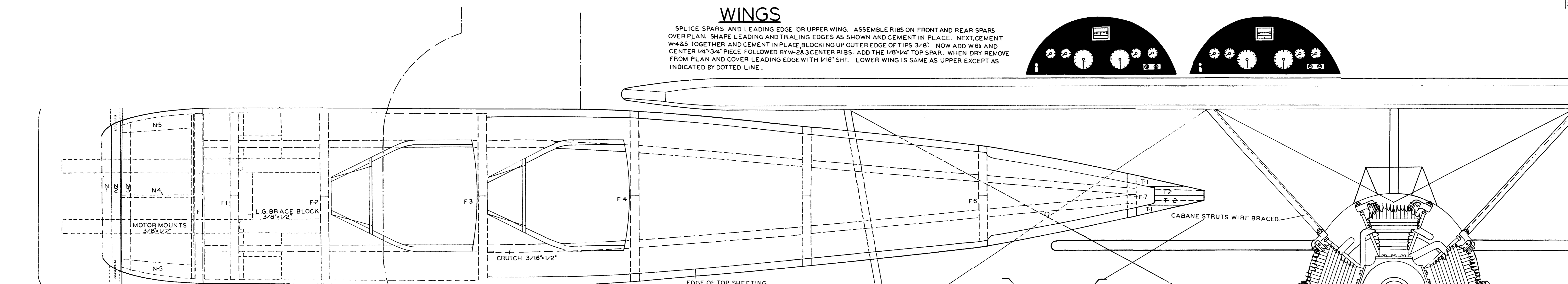

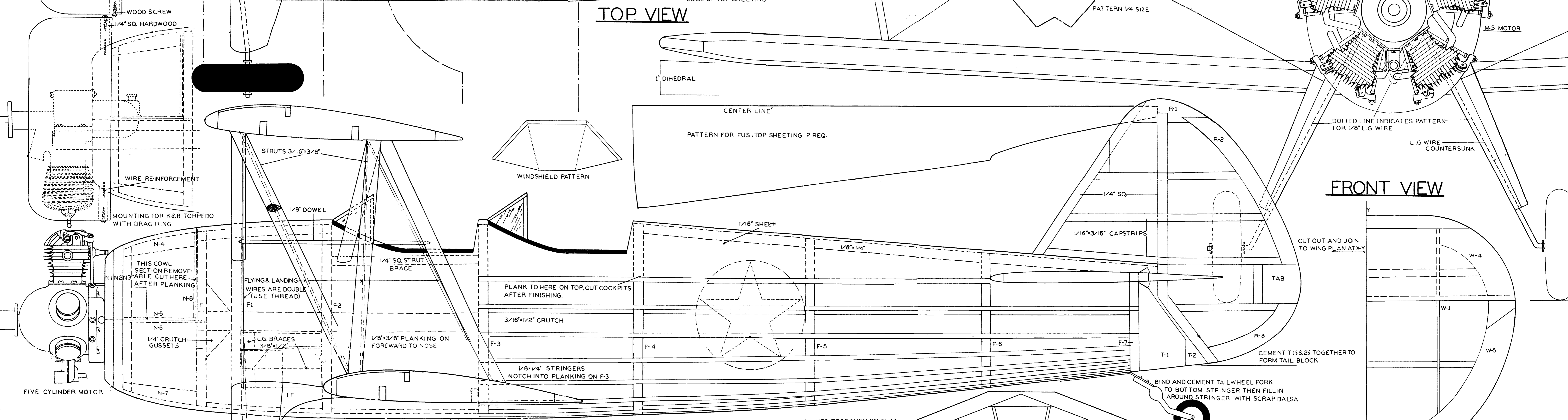


**WINGS**

SPLICE SPARS AND LEADING EDGE ON UPPER WING. ASSEMBLE RIBS ON FRONT AND REAR SPARS OVER PLAN. SHAPE LEADING AND TRAILING EDGES AS SHOWN AND CEMENT IN PLACE. NEXT, CEMENT W-4&5 TOGETHER AND CEMENT IN PLACE, BLOCKING UP OUTER EDGE OF TIPS 3/8". NOW ADD W-6 AND CENTER 1/4" x 3/4" PIECE FOLLOWED BY W-2&3 CENTER RIBS. ADD THE 1/8" x 1/4" TOP SPAR. WHEN DRY REMOVE FROM PLAN AND COVER LEADING EDGE WITH 1/16" SHT. LOWER WING IS SAME AS UPPER EXCEPT AS INDICATED BY DOTTED LINE.



**TOP VIEW**



**SIDE VIEW**

**STABILIZER**

**FRONT VIEW**



**BOEING PT-17 KAYDET TRAINER**

SPAN 45" GAS MODEL LENGTH 32 1/2"

MINIATURE AIRCRAFT CORPORATION  
83 DANIEL LOW TERRACE  
STATEN ISLAND, NEW YORK, N. Y.  
Any infringement by copying all or part of these drawings will be severely prosecuted.

BOEING PT 17  
1/16" SHEET 1 REQ.

