THE "BLU-HURRI"

A 1/10 park scale easy build
Hawker Hurricane

by Tony65x55

It uses a simple monobloc construction techniques
and a KFm3 airfoil.

These plans are intended for personal use and commercial sale
is not permitted.

0 1 2 3 4 5 6

Scale in inches

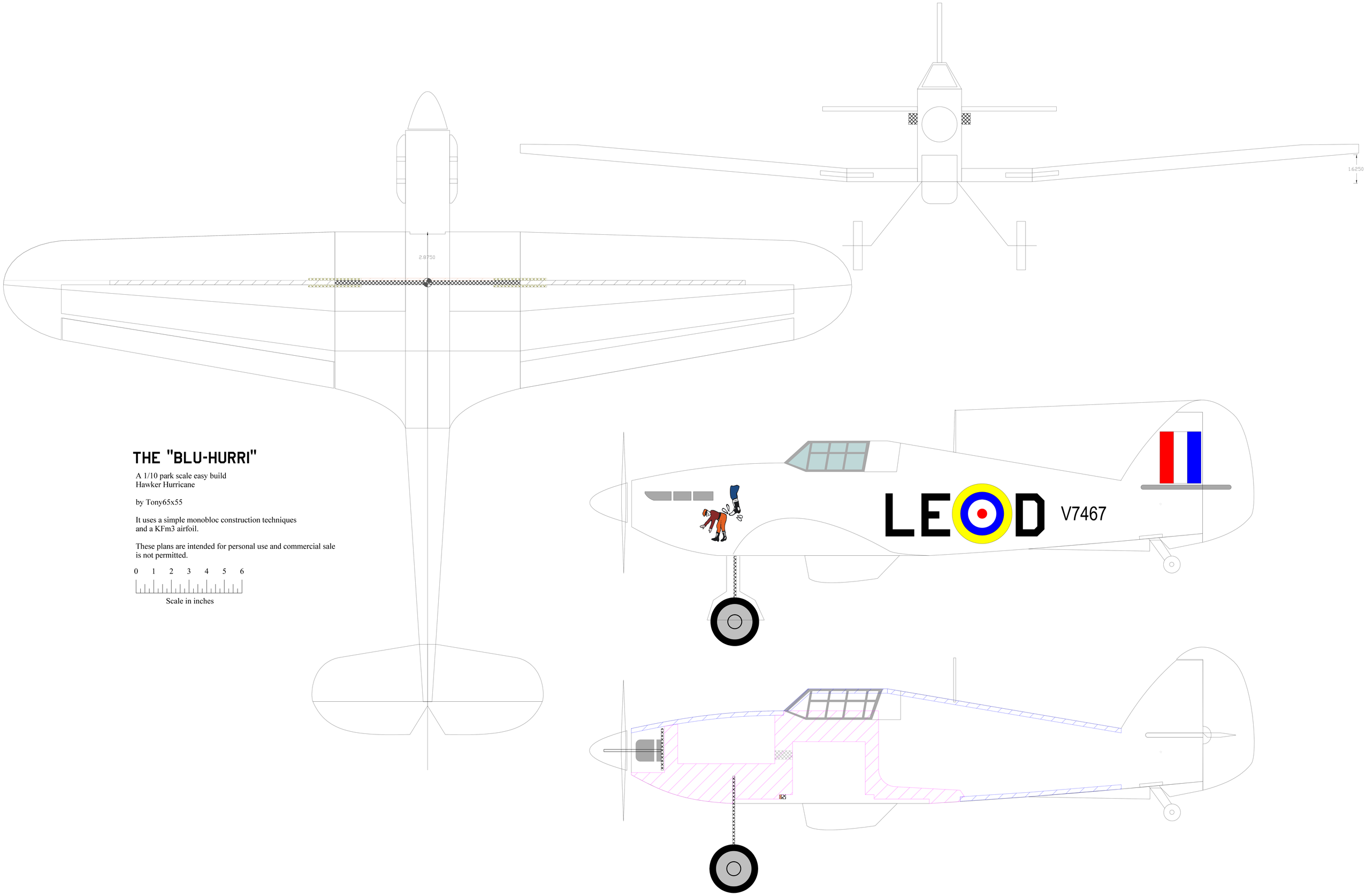

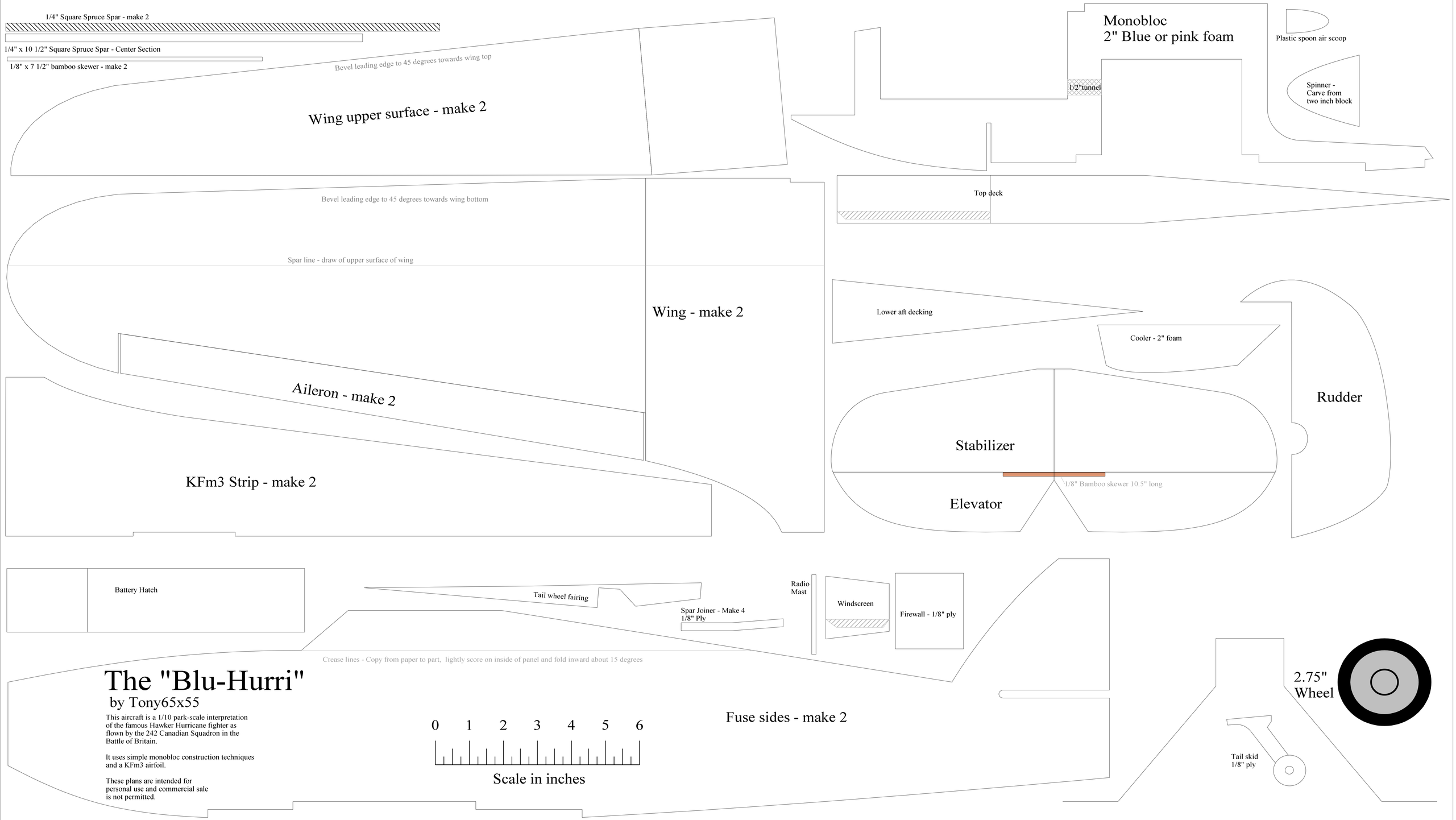
1/4" Square Spruce Spar - make 2
1/4" x 10 1/2" Square Spruce Spar - Center Section
1/8" x 7 1/2" bamboo skewer - make 2
Bevel leading edge to 45 degrees towards wing top
Wing upper surface - make 2
Monobloc
2" Blue or pink foam
1/2"tunnel
Plastic spoon air scoop
Spinner -
Carve from
two inch block
Bevel leading edge to 45 degrees towards wing bottom
Top deck
Spar line - draw of upper surface of wing
Wing - make 2
Lower aft decking
Cooler - 2" foam
Aileron - make 2
Rudder
Stabilizer
KFm3 Strip - make 2
1/8" Bamboo skewer 10.5" long
Elevator
Battery Hatch
Tail wheel fairing
Spar Joiner - Make 4
1/8" Ply
Radio
Mast
Windscreen
Firewall - 1/8" ply
Crease lines - Copy from paper to part, lightly score on inside of panel and fold inward about 15 degrees
The "Blu-Hurri"
by Tony65x55
This aircraft is a 1/10 park-scale interpretation
of the famous Hawker Hurricane fighter as
flown by the 242 Canadian Squadron in the
Battle of Britain.
It uses simple monobloc construction techniques
and a KFm3 airfoil.
These plans are intended for
personal use and commercial sale
is not permitted.
0 1 2 3 4 5 6
Scale in inches
Fuse sides - make 2
2.75"
Wheel
Tail skid
1/8" ply

R1 C1



R1 C1

V7467

V7467




LEOD
LEOD